

ACCURACY—PRESSURE MEASUREMENT

0 to 110% of Range: **±(0.05% of Reading + Floor Term)**

Floor Term: **0.005% of FS or display resolution, whichever is greater**

Vacuum: **±(0.25% of Reading + Vacuum Floor Term)**

Vacuum Floor Term: **0.03 kPa for 100 and 200 kPa
0.1 kPa for 2000 kPa**

Includes all effects of linearity, hysteresis, repeatability, temperature, and stability for one year.

All models indicate vacuum, but vacuum specification applies to 100 kPa, 200 kPa, and 2000 kPa models only.

Not recommended for continuous use below -100 kPa. Refer to [XP2i-DP data sheet](#) for gauges that are intended for continuous high vacuum use.

ACCURACY—MILLIAMPERES

Accuracy: **±(0.025% of Reading + 0.001 mA)**

Range: **0 to 55 mA**

Resolution: **0.001 mA**

Connection: **4 mm jacks, 19 mm (0.75") spacing**

Includes all effects of linearity, hysteresis, repeatability, temperature, and stability for one year.

mA can be displayed as a percentage, where 0 to 100% corresponds to either 4 to 20 mA or 10 to 50 mA.

Jacks are compatible with safety sheathed banana plugs.

OPERATING TEMPERATURE

Temperature Range: **0 to 50° C (32 to 122° F)**

Non-condensing. No change in accuracy over operating temperature range. Gauge must be zeroed to achieve rated specification.

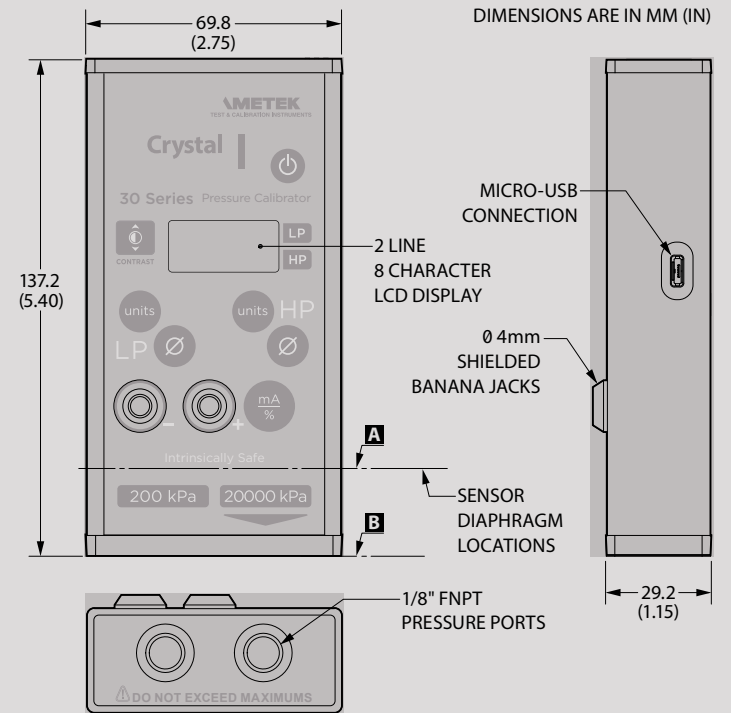
DISPLAY

Screen: **2 lines of up to 6 digits, 5 mm (0.2") high**

Display Rate: **2 readings/second (Adjustable to 1, 3, or 3.7 readings/second)**

LCD readable in sunlight.

Changes to reading rate requires software: ConfigM30 is a free download from ametekcalibration.com.



PRESSURE PORT VOLUMETRIC DATA:

LP distance to diaphragm (**A** to **B**): 22.4 (0.88")

LP volume: 2 ml (0.13 cubic inches)

HP distance to diaphragm (**A** to **B**): 17.8 (0.70")

HP volume: 1 ml (0.06 cubic inches)

POWER

The 30 Series is Intrinsically Safe only if powered by one of the following battery types.

ATEX/IECEX:	Approved Battery Type	Ta=	Marking
	Duracell Alkaline 9V, MN 1604	0 to 50° C	Ex ia IIC T4 Gb
	Energizer Alkaline 9V, 522		
	Energizer Lithium 9V, L522		
	Varta High Energy Alkaline 9V, 4922	0 to 45° C	

CSA:	Approved Battery Type	Marking
	Duracell Alkaline 9V, MN 1604	Class I, Division 1, A, B, C, D T4
	Energizer Alkaline 9V, 522	
	Energizer Lithium 9V, L522	
	Varta High Energy Alkaline 9V, 4922	Class I, Division 1, A, B, C, D T3C

1 x 9V: **90 hours, typical**

Uses one alkaline 9V battery. Use of USB interface reduces operating time.

For hazardous location product warnings, refer to the operation manual.

DATA/COMMUNICATION

Digital Interface: **micro-USB**

Free Labview drivers available online.

For hazardous location product warnings, refer to the operation manual.

ENCLOSURE

Model 31 ≤ 2000 kPa: **342 g (12.0 oz)**

Weight includes batteries.

* Model 31 ≤ 2000 kPa: **428 g (15.0 oz)**

*SPSS optional manifold.

Model 31 ≥ 10 000 kPa: **360 g (13.0 oz)**

Model 33: **400 g (14.0 oz)**

* Model 33: **485 g (17.0 oz)**

Housing: **Extruded aluminum**

Keypad and Labels: **UV resistant polyester**

CERTIFICATIONS



II 2G Ex ia IIC T4
FTZU 06 ATEX 0010X



II 2G Ex ia IIC T4 Gb
IECEX FTZU 10.0018X



Exia Intrinsically Safe and Non-incendive for Hazardous Locations: Class I, Division 1, Groups A, B, C and D, Temperature Code T4 or T3C. For hazardous location product warnings, refer to the operation manual.



30 Series complies with the Electromagnetic Compatibility and the Pressure Equipment Directives.



30 Series complies with the Australian Radiocommunications (Electromagnetic Compatibility) Standard 2008



30 Series is approved for use as a portable test instrument for Marine use and complies with Det Norsjke Veritas' Rules for Classification of Ships, High Speed & Light Craft and Offshore Standards.

SENSOR ≥ 10 000 kPa

Wetted Materials: **316 stainless steel**

All welded with a permanently filled diaphragm seal.

Diaphragm Seal Fluid: **Silicone Oil**

Connection: **Bottom, 1/8" female NPT**

SENSOR ≤ 2000 kPa

Wetted Materials: **316 stainless steel, Viton® (o-ring)**

Viton o-ring is internal.

**Anodized aluminum penetrated
with PTFE (polytetrafluoroethylene)**

All welded with a permanently filled diaphragm seal.

Diaphragm Seal Fluid: **Silicone Oil**

Connection: **Bottom, 1/8" female NPT**

STORAGE TEMPERATURE

Temperature Range: **-20 to 70° C (-4 to 158° F)**

Batteries should be removed if stored for more than one month.

SPECIAL FEATURES

The following requires the use of **ConfigM30** software

User Defined Unit: **Allows the user to define and display any pressure units not included, or to use the gauge to display force, level, or other pressure related parameters. Reduce or increase displayed resolution.**

Remove: **Unwanted pressure units from Units button.**

Password Protect: **Changes to configuration or userspan calibration factor(s).**

Save: **Configuration to a file.**

Copy: **Configuration to other calibrators.**

STANDARD DELIVERY

- 30 Series Calibrator
- CD Manual
- ISO 17025 Accredited Calibration Certificate, NIST Traceable

ACCESSORIES

Magnetic Hanging Strap P/N 5203

Test Lead Kit P/N 1351

USB A to Micro USB Cable P/N 4431

Waterproof Carrying Case P/N 2888

COMPLEMENTARY PRODUCTS

Crystal Engineering offers a wide range of products that work with the 30 Series:

- Fittings that connect without tools, safely and without leaks
- Lightweight, super flexible high pressure hoses
- Pneumatic hand pumps
- Hydraulic hand pumps
- Portable pressure comparators
- Software, for the quickest way to calibrate pressure transmitters and gauges

Viton is a registered trademark of DuPont Performance Elastomers.

RANGE & RESOLUTION TABLE

P/N	Range (kPa)	Over-pressure	Display Resolution			
			kPa	MPa	bar	mbar
100	100	6.5 x	0.01		0.0001	0.1
200	200	3.0 x	0.01		0.0001	0.1
2000	2000	2.0 x	0.1		0.001	
10000	10000	2.0 x	1	0.001	0.01	
20000	20000	1.5 x	1	0.001	0.01	
30000	30000	1.5 x	1	0.001	0.01	

○ Model 31 calibrators are not available in this range.

DUAL PRESSURE SENSORS

Model 33 calibrators have dual pressure sensors. This chart shows all of the available sensor combinations. ■

First Pressure Ranges		Second Pressure Ranges			
		2000 kPa	10 000 kPa	20 000 kPa	30 000 kPa
100 kPa		■	■	■	■
200 kPa		■	■	■	■

ORDERING INFORMATION*

Intrinsic Safety	Model	1st Pressure Range P/N	2nd Pressure Range P/N	Pressure Unit	Pressure Manifold
IS				KPA	
	Single Sensor...31				Standard.....(omit)
	Dual Sensor....33				Stainless Steel...-SPSS

Pump System*	Carrying Case~
No Pump....(omit)	
System A....-AXX	Aluminum...(omit)
System A....-AHX	Waterproof.....-W
System B....-BXX	
System B....-BHX	
System C....-CXX	
System C....-CHX	
System D....-DOX	
System D....-DWX	
System E....-EOX	
System F....-FOV	
System F....-FWV	
System G....-GOX	
System G....-GWX	
System H....-HOX	

~ The Waterproof Case is an option for Systems A, B, and C only.

The Waterproof Case is the only option for Systems G and H.

AMETEK offers a variety of solutions for pressure generation and measurement. Our line of products for pressure generation includes everything from small pneumatic hand pumps to a precision, hydraulic pressure comparator capable of generating up to 15 000 psi / 1000 bar / 100 MPa.

All of our pumps may be ordered as part of a Pump System, complete with a 30 Series and delivered in a sturdy carrying case with custom insert.

* Refer to the following page for a more detailed description of each pump system.

SAMPLE PART NUMBERS

- IS31-200KPA..... Calibrator with one sensor (200 kPa).
- IS33-200/20000KPA..... Calibrator with two sensors (200 kPa and 20 000 kPa).
- IS33-200/30000KPA-SPSS-HOX-W.... Calibrator with two sensors (200 kPa and 30 000 kPa) and two stainless steel manifolds with a System H pump system and a waterproof carrying case.

► Ordering a Pump System Only









Any pump system, carrying case, and connection fittings for a 30 Series calibrator may be ordered separately from the calibrator. Enter IS30-NONE followed by the Pump System part number and the Carrying Case option code.

SAMPLE PART NUMBER

- IS30-NONE-HOX-W.....System H pump system with a waterproof carrying case.

* KPA versions available in USA direct from factory only.

PUMP SYSTEMS OVERVIEW

Pump System	Part Number	Pressure Range	Pneumatic	Hydraulic	Hand Pump	Bench Top	Included Pump	Case Options			
								Aluminum	Waterproof (Pelican Case)		
System A	AXX	0 to 30psi /2 bar	■		■			T-960-CPF	■	(or)	■
	AHX	0 to 580 psi /40 bar	■		■			T-970-CPF	■		■
System B	BXX	-25 inHg to 30 psi /-0.85 to 2 bar	■		■			T-965-CPF	■	(or)	■
	BHX	-27 inHg to 580 psi /-0.91 to 40 bar	■		■			T-975-CPF	■		■
System C	CXX	0 to 3000 psi /200 bar		■ (Oil)	■			T-620-CPF	■	(or)	■
	CHX	0 to 5000 psi /350 bar		■ (Oil)	■			T-620H-CPF	■		■
System D	DOX	0 to 5000 psi /350 bar		■ (Oil)		■		P-018-CPF	■		
	DWX	0 to 5000 psi /350 bar		■ (Water)		■				■	
System E	EOX	0 to 10 000 psi /700 bar		■ (Oil)		■		P014-CPF	■		
System F	FOV	0 to 15 000 psi /1000 bar		■ (Oil)		■		T-1-CPF	■		
	FWV	0 to 15 000 psi /1000 bar		■ (Water)		■				■	
System G	GOX	0 to 15 000 psi /1000 bar		■ (Oil)		■		GaugeCalHP			■
	GWX	0 to 15 000 psi /1000 bar		■ (Water)		■					
System H	HOX	-27 inHg to 580 psi /-0.91 to 40 bar	■		■			T-975-CPF (and)			■
		0 to 5000 psi /350 bar		■ (Oil)	■			T-620H-CPF			■