

# ATMi Series Operation Manual

for Intrinsically Safe Advanced Temperature Module



# Contents

<b>Overview</b> .....	<b>1</b>
Introduction .....	1
Ordering Information .....	1
<b>Operation</b> .....	<b>2</b>
Advanced Temperature Module (ATMi) Instructions .....	2
<b>Specifications</b> .....	<b>3</b>
Temperature Measurement .....	3
Output .....	3
Enclosure .....	3
Communication .....	3
Operating Temperature .....	3
Storage Temperature .....	3
Intrinsic Safety Approvals .....	3
Entity Parameters .....	3
Certifications .....	3
<b>Support</b> .....	<b>4</b>
Calibration .....	4
Contact Us .....	5
Warranty .....	5

# Overview

## INTRODUCTION

The Crystal ATMi series of intrinsically safe temperature modules allow you to add temperature measurement capability to your HPC50 pressure calibrator. The ATMi uses the same reliable, high accuracy, digital temperature compensated technology found in other Crystal instruments, housed in a rugged enclosure with a selectable length cable to connect to your HPC50 calibrator. Two ATMi modules can be connected to a single HPC50 calibrator.

**Note:** Currently, the HPC50 is the only Crystal calibrator supported by the ATMi pressure module.

**Note:** This manual includes information on the ATMi modules only. For details on the operation of the HPC50 Series, please refer to the [User Manual](#).

## What's Included

Each unit includes an ATMi temperature module, an interface cable of your choice (1, 3, or 10 meter), ISO 17025 Accredited Calibration Certificate, NIST traceable calibration certificate, and AMETEK product CD. Crystal Engineering calibration facilities are A2LA accredited, (#2601.01) which is internationally recognized by ILAC. See ordering information information below for probe options.

## ORDERING INFORMATION

Model	Temperature Sensor	Interface Cable Length
ATMi	_____	_____
	No Probe ..... (omit)	1 m / 3.3 ft ..... (omit)
	PT100 Probe, IS certified, -40 to 150° C w/o cert. .... T	3 m / 10 ft ..... 3M
	PT100 Probe, IS certified, -40 to 150° C w cert ..... T4	10 m / 33 ft ..... 10M
	STS050 Probe*, -45 to 400° C w/ cert ..... T5	

### SAMPLE PART NUMBERS

- ATM-T ..... ATMi with a PT100 probe and 1 meter cable.
- ATMi-T4-10M ..... ATMi with a PT100 probe (with calibration certificate) and 10 meter cable.
- ATMi-T5-3M ..... ATMi with a STS050 probe (with calibration certificate) and 3 meter cable.

\* STS-050A probes **are not** intrinsically safe.

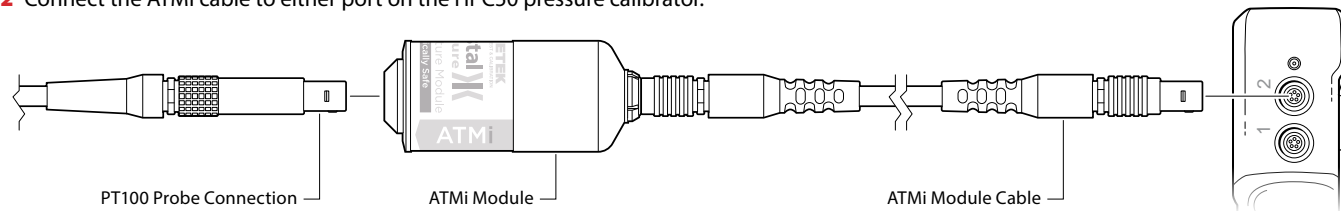
**Note:** Options T / T4 / T5 include a large padded soft carrying case with shoulder strap (p/n SPK-HHC-003).

# Operation

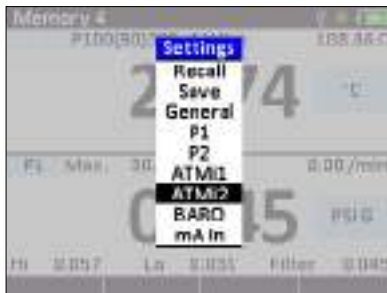
## ADVANCED TEMPERATURE MODULE (ATMi) INSTRUCTIONS

### ► To Measure Temperature

- 1 Connect Pt100 probe to the ATMi temperature module at the LEMO connection.
- 2 Connect the ATMi cable to either port on the HPC50 pressure calibrator.



- 3 On the HPC50 calibrator select the appropriate ATMi port from the menu.



**Note:** For details on the HPC50 navigation process, see the HPC50 manual.

- 4 The HPC50 will display the measured temperature.

# Specifications

## TEMPERATURE MEASUREMENT

Accuracy:.....±(0.015% of rdg) + 0.02 Ohm  
 Range: .....0 to 400 Ohms  
 Resolution: .....0.01 on all scales  
 Units: .....°C, K, °F, R, Ω  
 TCR: .....0.003850 Ω/Ω/°C (IEC 60751)  
 Wiring: .....4-wire support  
 Includes all effects of linearity, hysteresis, repeatability, temperature, and stability for one year.  
 Combine with part number 127387 for a -45 to 150° C temperature sensor. Contact us to add a calibration certificate.

## OUTPUT

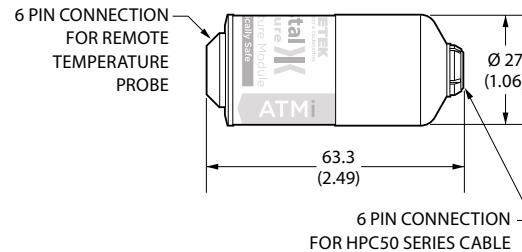
Temperature Resolution .....0.01  
 Display Update .....up to 10 per second  
 Temperature resolution and display update are the maximum values available. The resolution of your Crystal device may be different.

The proper selection of the RTD sensing element is very important as the error associated with this device is the majority of the overall system measurement uncertainty. IEC 751 is the standard that defines the temperature versus resistance for 100Ω, 0.00385 Ω/Ω/°C platinum RTDs. IEC 751 defines two classes of RTDs: Class A and B. Class A RTDs operate over the -200 to 630°C range versus -200 to 800°C for the Class B elements. For example, the Class A uncertainty is about half that of the Class B elements as illustrated in the following table.

Temperature °C	HPC50/ATMi Uncertainty		Class A				Class B			
			Class A Uncertainty		HPC50/ATMi + Class A Uncertainty		Class B Uncertainty		HPC50/ATMi + Class B Uncertainty	
	±Ω	±°C	±Ω	±°C	±Ω	±°C	±Ω	±°C	±Ω	±°C
-200	0.02	0.05	0.24	0.55	0.24	0.55	0.56	1.30	0.56	1.30
-40	0.03	0.08	0.09	0.23	0.10	0.24	0.20	0.50	0.20	0.51
0	0.04	0.09	0.06	0.15	0.07	0.17	0.12	0.30	0.12	0.31
50	0.04	0.10	0.10	0.25	0.10	0.27	0.21	0.55	0.22	0.56
100	0.04	0.11	0.13	0.35	0.14	0.37	0.30	0.80	0.31	0.81
150	0.04	0.12	0.17	0.45	0.17	0.46	0.39	1.05	0.39	1.06
200	0.05	0.13	0.20	0.55	0.21	0.56	0.48	1.30	0.48	1.31
400	0.06	0.17	0.33	0.95	0.33	0.96	0.79	2.30	0.79	2.31
600	0.07	0.21	0.43	1.35	0.44	1.37	1.06	3.30	1.06	3.31
800	0.08	0.25	0.52	1.75	0.53	1.77	1.28	4.30	1.28	4.31

## ENCLOSURE

Dimensions.....2.5 x 1.1 in (63.3 x 27.0 mm)  
 Weight .....0.31 lbs (141.0 g)



## COMMUNICATION

Connector.....6-pin LEMO  
 Serial.....RS-422, 9600 baud, 8 data, no parity, 1 stop  
 Protocol.....ASCII command language

## OPERATING TEMPERATURE

Temperature Range.....-20 to 50° C (-4 to 122° F)  
 < 95% RH, non-condensing. No change in accuracy over operating temperature range. Gauge must be zeroed to achieve rated specification.  
 Applies to all modules.

## STORAGE TEMPERATURE

Temperature Range.....-40 to 75° C (-40 to 167° F)

## INTRINSIC SAFETY APPROVALS

**Ex ia IIC T4/T3 Ga**  
**FTZU 18 ATEX 0043X**  
**Ex ia IIC T4/T3 Ga**  
**IECEx FTZU 18.0012X**  
**Exia Intrinsically Safe and Non-Incendive for Hazardous Locations: Class I, Division 1, Groups A, B, C, and D; Temperature Code T4/T3. Class I, Zone 0, AEx ia IIC T4/T3 Ga.**

## ENTITY PARAMETERS

U<sub>i</sub> = 5.0 V  
 I<sub>i</sub> = 740 mA  
 P<sub>i</sub> = 880 mW  
 C<sub>i</sub> = 8.8 μF  
 L<sub>i</sub> = 0

## CERTIFICATIONS

We declare that the ATMi is in accordance with the Electromagnetic Compatibility Directive per our declaration(s).

This HPC50 is approved for use as a portable test instrument for Marine use and complies with DNV-GL Rules for Classification of Ships, High Speed & Light Craft, and Offshore Units.

# Support

## CALIBRATION

---

If adjustment is required, we recommend returning the ATMi to the factory. Factory service offers benefits you won't find anywhere else. Factory calibration tests your ATMi utilizing NIST traceable standards, resulting in calibration certificates that provide performance data and uncertainties. Our calibration facilities are A2LA accredited (cert #2601.01) to ISO 17025:2005 & ANSI/NCSL Z540-1-1994. A2LA is internationally recognized as an accreditation body by the International Laboratory Accreditation Cooperation, ILAC. Furthermore, upgrades may be available to add or enhance operating features. We designed the product to last, and we support it so that you can get the most from your investment.

Under normal operating conditions, we recommend the ATMi be calibrated on an annual basis. Your quality system may require more or less frequent calibration, or your experience with the gauge, or operating environment may suggest longer or shorter intervals.

There are no internal potentiometers. The ATMi has a "span factor" (userspan), set to approximately 1 (as shipped from the factory). As components age this may need to be changed to a value slightly higher or lower, to slightly increase or decrease all readings. This adjustment can be made with a computer through our free CrystalControl software.

## CONTACT US

### USA

**Crystal Engineering** • California\*  
Tel +1 (800) 444 1850  
Fax +1 (805) 595 5466  
[crystal@ametek.com](mailto:crystal@ametek.com)

**Mansfield & Green** • Florida  
Tel +1 (800) 527 9999  
[cal.info@ametek.com](mailto:cal.info@ametek.com)

### United Kingdom

Tel +44 (0)1243 833 302  
[stc.uk@ametek.com](mailto:stc.uk@ametek.com)

### France

Tel +33 (0)1 30 68 89 40  
[general.lloyd-instruments@ametek.fr](mailto:general.lloyd-instruments@ametek.fr)

### Germany

Tel +49 (0)2159 9136 510  
[info.mct-de@ametek.de](mailto:info.mct-de@ametek.de)

### Denmark

Tel +45 4816 8000  
[jofra@ametek.com](mailto:jofra@ametek.com)

### India

Tel +91 22 2836 4750  
[jofra@ametek.com](mailto:jofra@ametek.com)

### Singapore

Tel +65 6484 2388  
[jofra@ametek.com](mailto:jofra@ametek.com)

### China

Shanghai  
Tel +86 21 5868 5111

Beijing  
Tel +86 10 8526 2111

Guangzhou  
Tel +86 20 8363 4768  
[jofra.sales@ametek.com.cn](mailto:jofra.sales@ametek.com.cn)

\*ISO 17025 accredited calibration lab, (A2LA #2601.01).

If calling, have ready the model number, serial number, date of purchase, and reason for return. You will receive instructions for returning the device to us.

## WARRANTY

Crystal Engineering Corporation warrants the ATMi (Advanced Pressure Module) to be free from defects in material and workmanship under normal use and service for one (1) year from date of purchase to the original purchaser. It does not apply to batteries or when the product has been misused, altered or damaged by accident or abnormal conditions of operation.

Crystal Engineering will, at our option, repair or replace the defective device free of charge and the device will be returned, transportation prepaid. However, if we determine the failure was caused by misuse, alteration, accident or abnormal condition of operation, you will be billed for the repair.

CRYSTAL ENGINEERING CORPORATION MAKES NO WARRANTY OTHER THAN THE LIMITED WARRANTY STATED ABOVE. ALL WARRANTIES, INCLUDING IMPLIED WARRANTIES OF MERCHANTABILITY OR FITNESS FOR ANY PARTICULAR PURPOSE, ARE LIMITED TO A PERIOD OF ONE (1) YEAR FROM THE DATE OF PURCHASE. CRYSTAL ENGINEERING SHALL NOT BE LIABLE FOR ANY SPECIAL, INCIDENTAL OR CONSEQUENTIAL DAMAGES, WHETHER IN CONTRACT, TORT OR OTHERWISE.

**Note:** (USA only) Some states do not allow limitations of implied warranties or the exclusion of incidental or consequential damages, so the above limitations or exclusions may not apply to you. This warranty gives you specific legal rights and you may have other rights which vary from state to state.



© 2019 Crystal Engineering Corporation

708 Fiero Lane, Suite 9, San Luis Obispo, California 93401-8701

---

