

ACCURACY • PRESSURE MEASUREMENT

MPa (Gauge Pressure)

► **18 to 28° C**

0 to 30% of Range: **±(0.01% of Full Scale)**

30 to 110% of Range: **±(0.035% of Reading)**

Vacuum*: **±(0.05% of Full Scale)****

► **-20 to 50° C**

0 to 30% of Range: **±(0.015% of Full Scale)**

30 to 110% of Range: **±(0.050% of Reading)**

Vacuum*: **±(0.05% of Full Scale)****

* Applies to 3 MPa and lower ranges only. Vacuum Range = -1 MPa.

** Full Scale is the numerical value of the positive pressure range.

Includes all effects of linearity, hysteresis, repeatability, temperature, and stability for one year.

All models indicate vacuum, but vacuum specification applies to 300 kPa, 1 MPa, and 3 MPa models only.

Not recommended for continuous use at high vacuum. Refer to [XP2i-DP data sheet](#) for gauges that are intended for continuous high vacuum use.

The BARO option allows you to toggle between gauge and absolute pressure.

MPaA (Absolute Pressure with BARO Option)

► All absolute accuracies are equivalent to the gauge pressure accuracies, except as noted below.

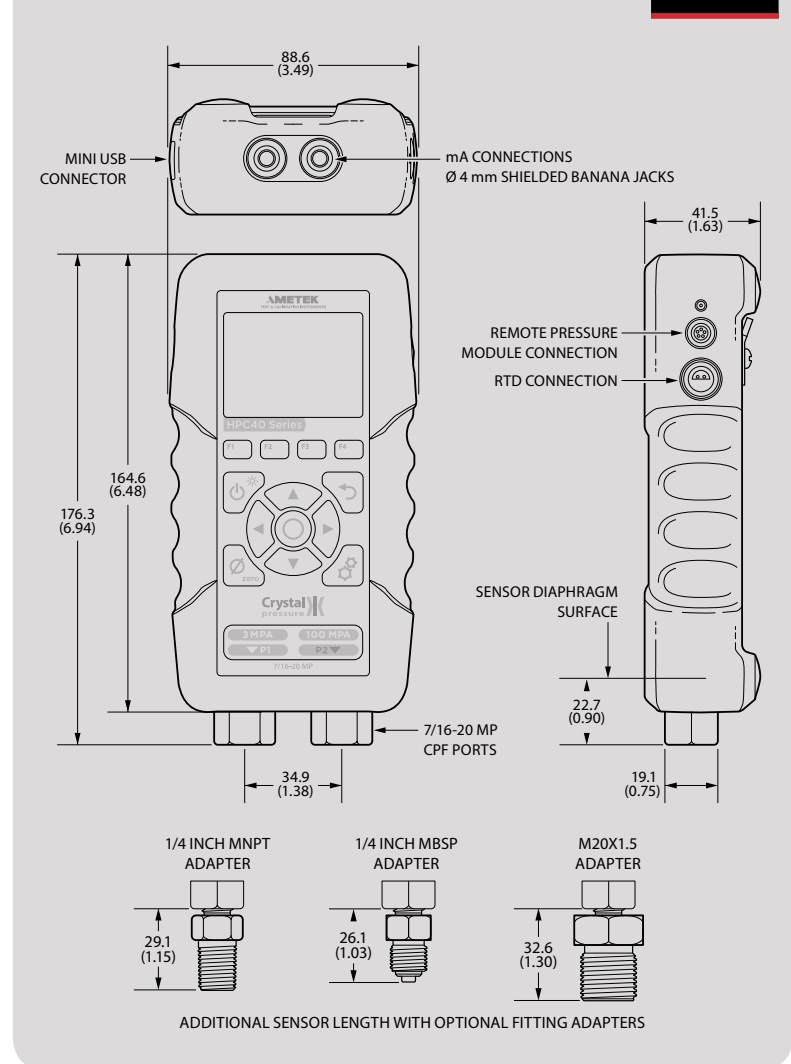
300 kPa Range: **Gauge Accuracy +0.03 kPaA**

1 MPa Range: **Gauge Accuracy +0.00001 MPaA**

ADVANCED PRESSURE MODULES

We offer a range of fully calibrated Advanced Pressure Modules to supplement the HPC40 Series' built-in pressure sensors. Full scale pressure range is from 300 kPa to 100 MPa, with accuracies from ± 0.025 % rdg, and fully temperature compensated from -20 to 50 °C.

[APM CPF Series Pressure Modules](#)



DIFFERENTIAL PRESSURE

The Tare function can improve differential pressure measurement uncertainties. Requires the use of an equalizing valve.

Full Scale Range of Both Sensors MPa	The Greater of (+/-)				% of DP Reading
	psi	mbar	inH ₂ O	mmH ₂ O	
300 (kPa)	0.0005	0.04	0.014	0.4	} or 0.035%
1	0.0015	0.10	0.04	1.0	
3	0.005	0.4	0.14	4.0	
10	0.02	1.0	0.4	10.0	
30	0.05	4.0	1.4	n/a	
70	0.2	10.0	4.0	n/a	
100	0.3	15.0	6.0	n/a	

Unit is enabled in CrystalControl

► **Without tare function:**

±(0.05% of static line pressure reading)

PRESSURE SENSOR

Wetted Materials: (WRENCH TIGHT) **316 stainless steel**

(FINGER TIGHT) **316 stainless steel
and Viton® (internal o-ring)**

Diaphragm Seal Fluid: **Silicone Oil**

Connection: **Crystal CPF Female**

All welded, with a permanently filled diaphragm seal.

Metal to metal cone seal; O-ring can be removed if necessary.

1/4" medium pressure tube system compatible with HIP LM4 and LF4 Series, Autoclave Engr SF250CX Male and Female Series.

1/4" male NPT adapter included unless BSP, M20, or 100MPa is specified.

BAROMETRIC REFERENCE (BARO)

Accuracy: **± 0.5 mbar, ± 0.00725 psi**

Range: **700.0 to 1100.0 mbarA,
10.153 to 15.954 psiA**

Units and Resolution: **mbar 0.1
psi 0.001
inHg 0.001
mmHg 0.01**

Pressure Connection: **Cylindrical sensor fitting of 5.8mm OD. A flexible 4.8 mm [3/16"] ID tube is recommended to connect for calibration.**

Includes all effects of linearity, hysteresis, repeatability, temperature, and stability for one year.

Exposure to environmental extremes of temperature, shock, and/or vibration may warrant a more frequent recertification period.

Other units available depending on the installed modules.



STANDARD DELIVERY

- HPC41 or HPC42
- ISO 17025 Accredited Calibration Certificate, NIST Traceable
- 4 x AA batteries
- Your choice of adapters (NPT, BSP, and M20)
- Protective Boot
- Test Leads, red and black with clips
- Velcro strap
- User manual
- Mini-USB Cable

COMPLEMENTARY PRODUCTS

Crystal Engineering offers a wide range of products that work with the HPC40 Series:

- [Fittings that connect without tools, safely and without leaks](#)
- [Lightweight, super flexible high pressure hoses](#)
- [Fitting kits and adapters](#)
- [Pneumatic hand pumps](#)
- [Hydraulic hand pumps](#)
- [Portable pressure comparators](#)

CURRENT & VOLTAGE MEASUREMENT

Connection: **4 mm jacks**

Maximum Voltage: **45 VDC**

Current (mA) Input

Accuracy: **$\pm(0.015\%$ of rdg + **0.002 mA**)**

mA Range: **0 to 55 mA**

Percent Range: **0-20, 4-20, 10-50**

Max Allowable Current: **60 mA**

Resolution: **0.001 mA or 0.01%**

Units: **mA and %**

Input Resistance: **< 17.2 Ω**

Voltage Burden @ 20mA: **< 0.35 V**

Voltage Burden @ 50mA: **< 0.86 V**

HART Resistor: **250 Ω**

Includes all effects of linearity, hysteresis, repeatability, temperature, and stability for one year.

Inputs protected by a resettable fuse.

mA can be displayed as a percentage, where 0 to 100% corresponds to either 0 to 20, 4 to 20, or 10 to 50 mA.

Jacks are compatible with safety sheathed banana plugs.

Current (mA) Output

Accuracy: **$\pm(0.015$ of rdg + **0.002 mA**)**

Range: **0 to 25 mA**

Step Time: **1 to 999 seconds**

Ramp Time: **5 to 999 seconds**

With internal or external loop supply.

Voltage (VDC) Input

Accuracy: **$\pm(0.015\%$ of rdg + **2 mV**)**

Range: **0 to 30 VDC**

Resolution: **0.001 VDC**

Input Impedance: **> 1 MOhm**

Includes all effects of linearity, hysteresis, repeatability, temperature, and stability for one year.

Loop Power

Fixed Output: **24 VDC**

Voltage Output Accuracy: **$\pm 10\%$**

Maximum Output Current: **25 mA**

Switch Test

Switch Type: **Dry Contact**

Closed State Resistance: **< 1K Ω**

Open State Resistance: **> 100K Ω**

Sample Rate: **10 Hz**



Switch test screen reports switch open, close, and deadband values.

TEMPERATURE MEASUREMENT

Accuracy: $\pm(0.015\% \text{ of rdg}) + 0.02 \text{ Ohm}$

Range: **0 – 400 Ohms**

Resolution: **0.01 on all scales**

Units: **°C, K, °F, R, Ω**

TCR: **0.003850 $\Omega/\Omega/^\circ\text{C}$ (IEC 60751)**

Wiring: **2-, 3-, and 4-wire support**

Connection: **Lemo Plug, 1S Series, 304 insert configuration**

Includes all effects of linearity, hysteresis, repeatability, temperature, and stability for one year.

To order a non-calibrated sensor from -45 to 150 °C, order part number 127387. To order a system calibrated sensor, see the Ordering Information table on page 6.



The proper selection of the RTD sensing element is very important as the error associated with this device is the majority of the overall system measurement uncertainty. IEC 751 is the standard that defines the temperature versus resistance for 100 Ω , 0.00385 $\Omega/\Omega/^\circ\text{C}$ platinum RTDs. IEC 751 defines two classes of RTDs: Class A and B. Class A RTDs operate over the -200 to 630 $^\circ\text{C}$ range versus -200 to 800 $^\circ\text{C}$ for the Class B elements. For example, the Class A uncertainty is about half that of the Class B elements as illustrated in the following table.

Temperature °C	HPC40 Series Uncertainty		Class A				Class B			
	Class A Uncertainty		HPC40 + Class A Uncertainty		Class B Uncertainty		HPC40 + Class B Uncertainty			
	$\pm\Omega$	$\pm^\circ\text{C}$	$\pm\Omega$	$\pm^\circ\text{C}$	$\pm\Omega$	$\pm^\circ\text{C}$	$\pm\Omega$	$\pm^\circ\text{C}$	$\pm\Omega$	$\pm^\circ\text{C}$
-200	0.02	0.05	0.24	0.55	0.24	0.55	0.56	1.30	0.56	1.30
0	0.04	0.09	0.06	0.15	0.07	0.17	0.12	0.30	0.12	0.31
200	0.05	0.13	0.2	0.55	0.21	0.56	0.48	1.30	0.48	1.31
400	0.06	0.17	0.33	0.95	0.33	0.96	0.79	2.30	0.79	2.31
600	0.07	0.21	0.43	1.35	0.44	1.37	1.06	3.30	1.06	3.31
800	0.08	0.25	0.52	1.75	0.53	1.77	1.28	4.30	1.28	4.31

TEMPERATURE SENSORS

We offer 2 complete system calibrated temperature sensors for HPC40 series, taking full advantage of the “reference thermometer” like RTD input. Both sensors are 4 x 250 mm sensors with handle, cord, and LEMO connector., and ready to use with HPC40 Series.

T2: **-45 to 150 °C**

T3: **-45 to 400 °C**

T2 & T3 options are delivered with 17025 accredited system calibration certificate, combining HPC and temperature sensor uncertainties. Correction factors (CvD) will be calculated, and entered into the HPC40 Series.



DATA/COMMUNICATION

Digital Interface: **mini-USB**

The mini USB will power the HPC40 Series with or without the batteries installed.

DISPLAY

Screen: **320 x 240 pixel graphical display** *LCD readable in sunlight.*

Display Rate: **3 readings/second (standard)**
10 readings/second (switch test and peak hi/lo modes)

POWER

Type	Cell Voltage
Alkaline	1.5 V
NiMH	1.2 V
Lithium	1.5 V

Battery Life: **>12 hours non-sourcing**
>8 hours when sourcing 12 mA

Uses 4 alkaline AA (LR6) batteries.

Recharge Time: **16 hours*** (Using Eneloop 2100 mA hr)

* Charging is done through USB , except when supplying loop power in mA, Int. Pwr. Mode.

ENCLOSURE

Weight: **689 g (24.3 oz)**

Weight is for dual sensor model with protective boot installed.

Rating: **IP65**

LCD protected from impact damage by 0.5 mm (0.02") thick polycarbonate lens.

Housing: **Machined Aluminum**

Keypad and Labels: **UV Resistant Silicone**

OPERATING TEMPERATURE

Temperature Range: **-20 to 50° C (-4 to 122° F)**

< 95% RH, non-condensing. No change in pressure, electrical, or temperature accuracy over operating temperature range. Gauge must be zeroed to achieve rated specification.

STORAGE TEMPERATURE

Temperature Range: **-40 to 75° C (-40 to 167° F)**

Batteries should be removed if stored for more than one month.

SPECIAL FEATURES

The following requires the use of our free [CrystalControl](#) software

Remove: **Unwanted pressure units.**

Auto Off: **Adjust automatic shutoff settings.**

Calibration: **Calibrate the modules and enter new Calibrated On and Calibration Due dates.**

User Defined Unit: **Define and display any pressure units not included, or to use the gauge to display force, level or other pressure related parameters.**

CERTIFICATIONS



HPC40 Series complies with the Electromagnetic Compatibility and the Pressure Equipment Directives.



HPC40 Series complies with the Australian Radiocommunications (Electromagnetic Compatibility) Standard 2008.

RANGE & RESOLUTION TABLE

P/N	Range (MPa)	Over-pressure	Display Resolution			
			MPa	kPa	bar	mbar
300KPA	300(kPa)	3.0 x		0.01	0.0001	0.1
1MPa	1	2.0 x	0.00001	0.01	0.0001	0.1
3MPa	3	2.0 x	0.0001	0.1	0.001	1
10MPa	10	2.0 x	0.0001	0.1	0.001	
30MPa	30	1.5 x	0.001	1	0.01	
70MPa	70	1.5 x	0.001	1	0.01	
100MPa	100	1.3 x	0.001	1	0.01	

CPF Adapter Fitting is not included.

(Add one digit of resolution for differential mode.)

ORDERING INFORMATION

Number of Sensors	1st Pressure Range P/N	2nd Pressure Range P/N	BARO Option	Adapter	Temperature Sensor
HPC41 (Single)			No (omit)	1/4 NPT .. (omit)	No (omit)
HPC42 (Dual)			Yes... -BARO	G 1/4 B.....-BSP	PT100 Probe, -40 to 150 °C.... -T2
				M20x1.5 ... -M20	STS050 Probe, -40 to 400 °C... -T3

Sensors include 17025 System Calibration Certificate.

SAMPLE PART NUMBERS

- HPC41-10MPa Single Sensor (10 MPa) HPC40 with a 1/4" NPT pressure fitting.
- HPC42-30MPa-70MPa-BARO-BSP-T3... Dual Sensor (30 MPa/70 MPa) HPC40 with the BARO option, a 1/4" BSP pressure fitting, and STS050 Probe temperature sensor.
- HPC42-10MPa-70MPa-GWX-W Dual Sensor (10 MPa/70 MPa) HPC40 with a 1/4" NPT pressure fitting; a System G pump system; and a waterproof carrying case.

► Ordering a Pump System Only

Any pump system, carrying case, and connection fittings for an HPC40 Series calibrator may be ordered separately from the gauge. Enter HPC40-NONE followed by the Pump System part number and the Carrying Case option code.

SAMPLE PART NUMBERS

- HPC40-NONE-GWX-W System G pump system with a waterproof carrying case.









Pump System*	Carrying Case~
No Pump.... (omit)	
System A.... -AXX	Aluminum (omit)
System A.... -AHX	Waterproof..... -W
System B.... -BXX	~ The Waterproof Case is an <i>option</i> for Systems A, B, and C only.
System B.... -BHX	The Waterproof Case is <i>the only option</i> for Systems G and H.
System C.... -CXX	
System C.... -CHX	
System D.... -DOX	
System D.... -DWX	
System E.... -EOX	
System F.... -FOV	
System F.... -FWV	
System G.... -GOX	
System G.... -GWX	
System H ... -HOX	

AMETEK offers a variety of solutions for pressure generation and measurement. Our line of products for pressure generation includes everything from small pneumatic hand pumps to a precision, hydraulic pressure comparator capable of generating up to 15 000 psi / 1000 bar / 100 MPa.

All of our pumps may be ordered as part of a Pump System, complete with an HPC40 Series and delivered in a sturdy carrying case with custom insert.

* Refer to the following page for a more detailed description of each pump system.

PUMP SYSTEMS OVERVIEW

Pump System	Part Number	Pressure Range	Pneumatic	Hydraulic	Hand Pump	Bench Top	Included Pump	Case Options	
								Aluminum	Waterproof (Pelican Case)
System A	AXX	0 to 30psi /2 bar	■		■			■	■
	AHX	0 to 580 psi /40 bar	■		■			(or)	■
System B	BXX	-25 inHg to 30 psi /-0.85 to 2 bar	■		■			■	■
	BHX	-27 inHg to 580 psi /-0.91 to 40 bar	■		■			(or)	■
System C	CXX	0 to 3000 psi /200 bar		■ (Oil)	■			■	■
	CHX	0 to 5000 psi /350 bar		■ (Oil)	■			(or)	■
System D	DOX	0 to 5000 psi /350 bar		■ (Oil)		■		■	
	DWX	0 to 5000 psi /350 bar		■ (Water)		■		■	
System E	EOX	0 to 10 000 psi /700 bar		■ (Oil)		■		■	
System F	FOV	0 to 15 000 psi /1000 bar		■ (Oil)		■		■	
	FWV	0 to 15 000 psi /1000 bar		■ (Water)		■		■	
System G	GOX	0 to 15 000 psi /1000 bar		■ (Oil)		■			■
	GWX	0 to 15 000 psi /1000 bar		■ (Water)		■		GaugeCalHP	
System H	HOX	-27 inHg to 580 psi /-0.91 to 40 bar	■		■				■
		0 to 5000 psi /350 bar		■ (Oil)	■			(and) T-620H-CPF	